



Distributed By:  
 Commercial Refrigeration Service, Inc.  
 623-869-8881  
 or toll free (866) IceMakers  
<http://WWW.866IceMakers.COM>

## ICE1006/1005/1007 - Cube Ice Maker



ICE1006 on B55

### Features

- Produces up to 1,077 lbs (490 kg) of ice per day.
- *Harvest Assist* provides consistent ice production for the life of the ice maker while reducing energy consumption and increasing capacity.
- *Pure Ice*® exclusively by Ice-O-Matic. Built-in antimicrobial protection for the life of the ice maker inhibits bacteria growth on ice maker surfaces. Ice-O-Matic's optional water filtration system provides protection against unpleasant tastes, odors and scale formation.
- Durable, electroless nickel plating on all evaporator plates ensures reliability.
- *Longest warranty in the industry.* Purchase an Ice-O-Matic water filter with your cube ice maker, replace the filter every six months, and the evaporator warranty is extended to 7 years parts and labor (*available in the U.S. and Canada only*).
- Constructed from corrosion-resistant stainless steel and fingerprint-proof plastic.
- Space saving 26" (660 mm) tall design.

### Options & Accessories

| Water Filters     |          |             |        |
|-------------------|----------|-------------|--------|
| Ice Machine Model | Manifold |             | Inline |
|                   | System   | Replacement | System |
| ICE1006           | IFQ2     | IOMQ (2)    | N/A    |
| ICE1005           | IFQ2     | IOMQ (2)    | N/A    |
| ICE1007           | IFQ2     | IOMQ (2)    | N/A    |

### Ice Maker Warranty

Every Ice-O-Matic ice maker is backed by a warranty that provides both parts and labor coverage.

- Three years **Parts and Labor**.
- Five years **Parts** coverage on the evaporator and compressor.
- Seven years **Parts and Labor** on the evaporator when you purchase an Ice-O-Matic water filter with your cube ice maker and replace the filter every six months (*available in the U.S. and Canada only*).

### Ice Form



| Full Cube      |                 |
|----------------|-----------------|
| W x D x H (in) | 7/8 x 7/8 x 7/8 |
| W x D x H (mm) | 22 x 22 x 22    |
| Half Cube      |                 |
| W x D x H (in) | 7/8 x 7/8 x 3/8 |
| W x D x H (mm) | 22 x 22 x 10    |

### Bin Chart

Kits for Combining Wider Bins with Smaller Models

| Ice Storage Bins |                  |                  |                  |                  |                  |                     |                     |                     |  |
|------------------|------------------|------------------|------------------|------------------|------------------|---------------------|---------------------|---------------------|--|
| Model No.        | B25              | B40              | B42              | B55              | B100             | B120                | B150                | B170                |  |
| Capacity         | 255 lbs (116 kg) | 365 lbs (165 kg) | 374 lbs (170 kg) | 556 lbs (252 kg) | 927 lbs (420 kg) | 1193 lbs (541 kg)   | 1499 lbs (679 kg)   | 1866 lbs (846 kg)   |  |
| Width            | 30 in (762 mm)   | 30 in (762 mm)   | 22 in (559 mm)   | 30 in (762 mm)   | 48 in (1219 mm)  | 48 in (1219 mm)     | 60 in (1524 mm)     | 60 in (1524 mm)     |  |
| ICE1006          | Kit not required | Kit not required | N/A              | Kit not required | KBT 5            | Filler Kit Required | Filler Kit Required | Filler Kit Required |  |
| ICE1005          | Kit not required | Kit not required | N/A              | Kit not required | KBT 5            | Filler Kit Required | Filler Kit Required | Filler Kit Required |  |
| ICE1007          | Kit not required | Kit not required | N/A              | Kit not required | KBT 5            | Filler Kit Required | Filler Kit Required | Filler Kit Required |  |

\* See Ice-O-Matic Price List for Adapter Kits to combine ice makers with most available ice/beverage dispensers.



11100 E. 45th Avenue  
 Denver, CO 80239

Phone: 303.371.3737  
 Fax: 303.371.6296  
[www.iceomatic.com](http://www.iceomatic.com)

Rev: A-05/08  
 Part: 1011

Enodis

ICE1006/1005/1007 Cube Ice Maker



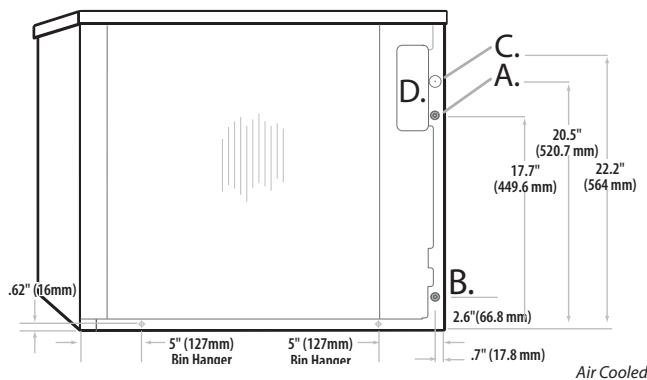
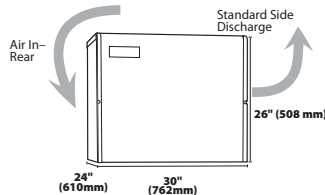
Distributed By:  
 Commercial Refrigeration Service, Inc.  
 623-869-8881  
 or toll free (866) IceMakers  
 http://WWW.866IceMakers.COM

ICE1006/1005/1007 Cube Ice Maker

### Air Cooled

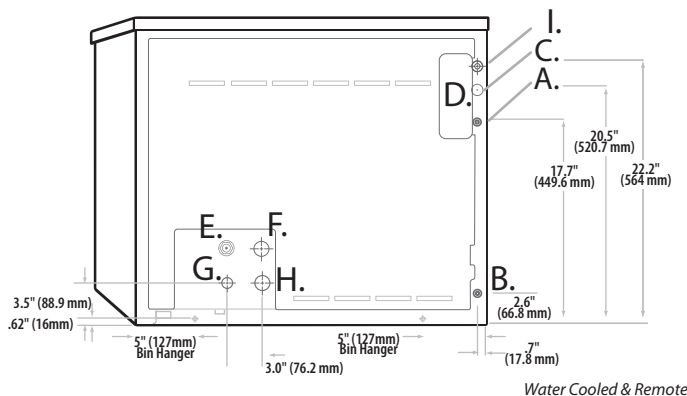
Please note: air-cooled units require 6. (152 mm) clearance for air intake and exhaust.

- A. Ice maker potable water in, 3/8" FPT.
- B. Ice maker water out, 3/4" FPT.
- C. Hole for electrical connections, 7/8".
- D. Electrical connection junction box.



### Water Cooled/Remote

- A. Ice maker potable water in, 3/8" FPT.
- B. Ice maker water out, 3/4" FPT.
- C. Hole for electrical connections, 7/8".
- D. Electrical connection junction box.
- E. Condenser water in, 3/8" FPT.
- F. Condenser water out, 1/2" FPT.
- G. Liquid line, 3/8" male quick connect coupling for precharged line set (remote only).
- H. Discharge line, 1/2" male quick connect coupling for precharged line set (remote only).
- I. Hole for remote electrical connections, 7/8" (remote only).



### Operating Requirements

|                         | Minimum           | Maximum           |              |
|-------------------------|-------------------|-------------------|--------------|
|                         |                   | 60 Hz             | 50Hz         |
| Ambient Temp. Range Air | 50°F (10°C)       | 100°F (38°C)      | 110°F (43°C) |
| Water Temp.             | 40°F (4.4°C)      | 100°F (38°C)      | 110°F (43°C) |
| Water Pressure          | 20 PSIG (1.4 BAR) | 60 PSIG (4.1 BAR) |              |

### Dimensions

| All Models         |                 |
|--------------------|-----------------|
| W x D x H (inches) | 30 x 24 x 26    |
| W x D x H (mm)     | 762 x 610 x 508 |

### Specifications

| Model Number | Cond. Unit | Ice Production per 24hrs     |                              | Water Usage gallons per 100 lbs of Ice 90°F air/70°F water |           | kWH Used per 100 lbs of ice @ 90°F air/70°F water | Voltage Characteristics | Min. Circuit Ampacity | Fuse Size | Approx. BTUs per hour |
|--------------|------------|------------------------------|------------------------------|--|-----------|---|-------------------------|-----------------------|-----------|-----------------------|
|              |            | 70°F air/50°F water lbs (kg) | 90°F air/70°F water lbs (kg) | Potable  | Condenser |   |                         |                       |           |                       |
| ICE1006A     | Air        | 1,071 (487)                  | 803 (365)                    | 21.3   | -         | 5.7   | 208-230/60/1            | 13.8                  | 20        | 16,558                |
| ICE1006R ★   | Remote*    | 1,077 (490)                  | 921 (419)                    | 21.8   | -         | 5.4   | 208-230/60/1            | 13.8                  | 20        | 18,377                |
| ICE1006W     | Water      | 1,017 (462)                  | 965 (439)                    | 27.8   | 185       | 4.1   | 208-230/60/1            | 9.0                   | 20        | 17,028                |
| ICE1005A     | Air        | 1,044 (475)                  | 790 (359)                    | 20.8   | -         | 5.5   | 208-230/60/1            | 12.6                  | 16        | 15,887                |
| ICE1005R ★   | Remote*    | 1,035 (470)                  | 851 (387)                    | 22.4   | -         | 5.2   | 230/50/1                | 15.2                  | 16        | 16,610                |
| ICE1005W     | Water      | 1,001 (455)                  | 943 (429)                    | 23.4   | -         | 4.0   | 230/50/1                | 9.6                   | 16        | 16,325                |
| ICE1007A     | Air        | 1,097 (499)                  | 804 (365)                    | 21.3   | 105       | 4.0   | 208-230/60/1            | 11.8                  | 15        | 16,470                |
| ICE1007R ★   | Remote*    | 902 (410)                    | 765 (348)                    | 26.3   | -         | 5.6   | 208-230/60/1            | 10.8                  | 15        | 15,606                |
| ICE1007W     | Water      | 1,075 (489)                  | 951 (432)                    | 26.9   | 111       | 4.0   | 208-230/60/1            | 7.1                   | 15        | 16,443                |

\*Requires Remote VRC 2061 Condenser

#### NOTES:

Number of Wires: 3 (including ground)  
 Approx. Shipping Weight lbs (kg): ICE1006A 230 (105) • ICE1006R 235 (107) • ICE1006W 225 (102) • ICE1005A 230 (105) • ICE1005R 235 (107) • ICE1005W 225 (102) • ICE1007A 230 (105) • ICE1007R 235 (107) • ICE1007W 225 (102)  
 Refrigerant Type: R404A

★ ENERGY STAR qualified machine.

Please see our website [www.iceomatic.com](http://www.iceomatic.com) for the latest list of ENERGY STAR qualified machines and available rebates

11100 E. 45th Avenue  
 Denver, CO 80239

Phone: 303.371.3737  
 Fax: 303.371.6296  
[www.iceomatic.com](http://www.iceomatic.com)

Rev: A-05/08  
 Part: 1011

Enodis