



Distributed By:
 Commercial Refrigeration Service, Inc.
 623-869-8881
 or toll free (866) IceMakers
<http://WWW.866IceMakers.COM>

ICE0606/0605 - Cube Ice Maker



ICE0606 on B55

Features

- Produces up to 652 lbs (296 kg) of ice per day.
- *Harvest Assist* provides consistent ice production for the life of the ice maker while reducing energy consumption and increasing capacity.
- *Pure Ice*® exclusively by Ice-O-Matic. Built-in antimicrobial protection for the life of the ice maker inhibits bacteria growth on ice maker surfaces. Ice-O-Matic's optional water filtration system provides protection against unpleasant tastes, odors and scale formation.
- Durable, electroless nickel plating on all evaporator plates ensures reliability.
- *Longest warranty in the industry.* Purchase an Ice-O-Matic water filter with your cube ice maker, replace the filter every six months, and the evaporator warranty is extended to 7 years parts and labor (*available in the U.S. and Canada only*).
- Constructed from corrosion-resistant stainless steel and fingerprint-proof plastic.
- Space saving 20" (508 mm) tall design.
- Free optional top air discharge available for maximum ice production in a small space.

Options & Accessories

Water Filters			
Ice Machine Model	Manifold		Inline
	System	Replacement	System
ICE0606	IFQ1	IOMQ (1)	N/A
ICE0605	IFQ1	IOMQ (1)	N/A

Ice Maker Warranty

Every Ice-O-Matic ice maker is backed by a warranty that provides both parts and labor coverage.

- Three years **Parts** and **Labor**.
- Five years **Parts** coverage on the evaporator and compressor.
- Seven years **Parts** and **Labor** on the evaporator when you purchase an Ice-O-Matic water filter with your cube ice maker and replace the filter every six months (*available in the U.S. and Canada only*).

Ice Form



Full Cube	
W x D x H (in)	7/8 x 7/8 x 7/8
W x D x H (mm)	22 x 22 x 22
Half Cube	
W x D x H (in)	7/8 x 7/8 x 3/8
W x D x H (mm)	22 x 22 x 10

Bin Chart

Kits for Combining Wider Bins with Smaller Models

Ice Storage Bins									
Model No.	B25	B40	B42	B55	B100	B120	B150	B170	
Capacity	255 lbs (116 kg)	365 lbs (165 kg)	374 lbs (170 kg)	556 lbs (252 kg)	927 lbs (420 kg)	1193 lbs (541 kg)	1499 lbs (679 kg)	1866 lbs (846 kg)	
Width	30 in (762 mm)	30 in (762 mm)	22 in (559 mm)	30 in (762 mm)	48 in (1219 mm)	48 in (1219 mm)	60 in (1524 mm)	60 in (1524 mm)	
Kits	ICE0606	Kit not required	Kit not required	N/A	Kit not required	KBT 5	Filler Kit Required	Filler Kit Required	Filler Kit Required
	ICE0605	Kit not required	Kit not required	N/A	Kit not required	KBT 5	Filler Kit Required	Filler Kit Required	Filler Kit Required

* See Ice-O-Matic Price List for Adapter Kits to combine ice makers with most available ice/beverage dispensers.



11100 E. 45th Avenue
 Denver, CO 80239

Phone: 303.371.3737
 Fax: 303.371.6296
www.iceomatic.com

Rev: A-05/08
 Part: 1008

Enodis

ICE0606/0605 Cube Ice Maker



Distributed By:
 Commercial Refrigeration Service, Inc.
 623-869-8881
 or toll free (866) IceMakers
<http://WWW.866IceMakers.COM>

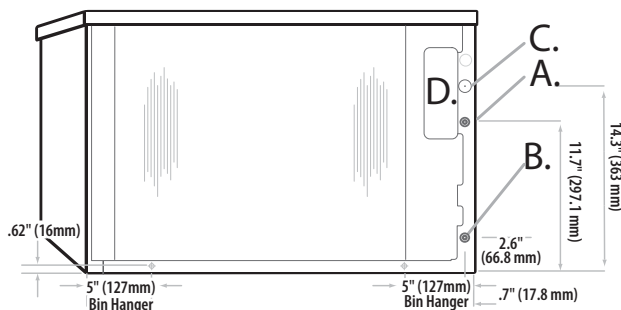
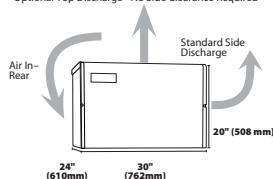
ICE0606/0605 Cube Ice Maker

Air Cooled

Please note: air-cooled units require 6. (152 mm) clearance for air intake and exhaust.

- A. Ice maker potable water in, 3/8" FPT.
- B. Ice maker water out, 3/4" FPT.
- C. Hole for electrical connections, 7/8".
- D. Electrical connection junction box.

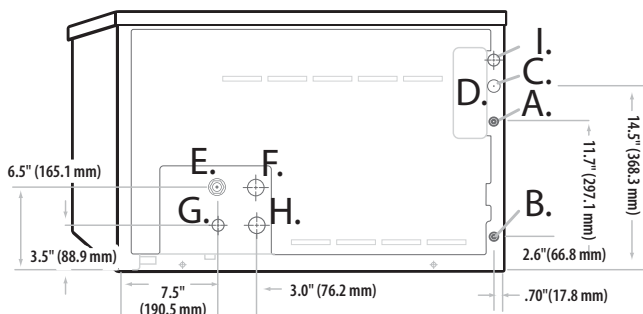
Optional Top Discharge - No Side Clearance Required



Air Cooled

Water Cooled/Remote

- A. Ice maker potable water in, 3/8" FPT.
- B. Ice maker water out, 3/4" FPT.
- C. Hole for electrical connections, 7/8".
- D. Electrical connection junction box.
- E. Condenser water in, 3/8" FPT.
- F. Condenser water out, 1/2" FPT.
- G. Liquid line, 3/8" male quick connect coupling for precharged line set (remote only).
- H. Discharge line, 1/2" male quick connect coupling for precharged line set (remote only).
- I. Hole for remote connections, 7/8" (remote only).



Water Cooled & Remote

Operating Requirements

	Minimum	Maximum	
		60 Hz	50Hz
Ambient Temp. Range Air	50°F (10°C)	100°F (38°C)	110°F (43°C)
Water Temp.	40°F (4.4°C)	100°F (38°C)	110°F (43°C)
Water Pressure	20 PSIG (1.4 BAR)	60 PSIG (4.1 BAR)	

Dimensions

All Models	
W x D x H (inches)	30 x 24 x 20
W x D x H (mm)	762 x 610 x 508

Specifications

Model Number	Cond. Unit	Ice Production per 24hrs		Water Usage gallons per 100 lbs of Ice 90°F air/70°F water		kWH Used per 100 lbs of ice @ 90°F air/ 70°F water	Voltage Characteristics	Min. Circuit Ampacity	Fuse Size	Approx. BTUs per hour
		70°F air/ 50°F water lbs (kg)	90°F air/ 70°F water lbs (kg)	Potable	Condenser					
		ICE0605A	Air	636 (289)	459 (209)					
ICE0605R	Remote*	555 (252)	474 (215)	27.9	-	6.2	230/50/1	10.3	16	10,138
ICE0605W	Water	609 (277)	523 (238)	24.3	114	4.6	230/50/1	7.4	16	9,684
ICE0606A	Air	652 (296)	506 (230)	25.2	-	5.9	208-230/60/1	11.5	15	10,566
ICE0606T	Air, Top Dis.	652 (296)	505 (230)	25.8	-	6.2	208-230/60/1	10.4	15	10,884
ICE0606R ★	Remote*	605 (275)	502 (228)	24.9	-	6.3	208-230/60/1	12.9	15	10,850
ICE0606W	Water	619 (281)	576 (262)	29.0	148	4.7	208-230/60/1	8.7	15	10,767

*Requires VRC 1061 Remote Condenser and precharged line set

NOTES:

Number of Wires: 3 (including ground)
 Approx. Shipping Weight lbs (kg): ICE0605A 150 (68) • ICE0605R 160 (73) • ICE0605W 150 (68) • ICE0606A 175 (80) • ICE0606T 175 (80) • ICE0606R 170 (77) • ICE0606W 170 (77)
 Refrigerant Type: R404A

★ ENERGY STAR qualified machine.

Please see our website www.iceomatic.com for the latest list of ENERGY STAR qualified machines and available rebates

11100 E. 45th Avenue
 Denver, CO 80239

Phone: 303.371.3737
 Fax: 303.371.6296
www.iceomatic.com

Rev: A-05/08
 Part: 1008

Enodis