



Distributed By:
 Commercial Refrigeration Service, Inc.
 623-869-8881
 or toll free (866) IceMakers
<http://WWW.866IceMakers.COM>

ICE0400/0405/0406 - Cube Ice Maker



ICE0406 on B55

Features

- Produces up to 529 lbs (240 kg) of ice per day.
- *Harvest Assist* provides consistent ice production for the life of the ice maker while reducing energy consumption and increasing capacity.
- *Pure Ice*® exclusively by Ice-O-Matic. Built-in antimicrobial protection for the life of the ice maker inhibits bacteria growth on ice maker surfaces. Ice-O-Matic's optional water filtration system provides protection against unpleasant tastes, odors and scale formation.
- Durable, electroless nickel plating on all evaporator plates ensures reliability.
- *Longest warranty in the industry.* Purchase an Ice-O-Matic water filter with your cube ice maker, replace the filter every six months, and the evaporator warranty is extended to 7 years parts and labor (*available in the U.S. and Canada only*).
- Constructed from corrosion-resistant stainless steel and fingerprint-proof plastic.
- Space saving 20" (508 mm) tall design.
- Free Optional top air discharge available for maximum ice production in a small space.

Options & Accessories

Water Filters			
Ice Machine Model	Manifold		Inline
	System	Replacement	System
ICE0400	IFQ1	IOMQ (1)	IFI4C / IFI8C
ICE0405	IFQ1	IOMQ (1)	IFI4C / IFI8C
ICE0406	IFQ1	IOMQ (1)	IFI4C / IFI8C

Ice Maker Warranty

Every Ice-O-Matic ice maker is backed by a warranty that provides both parts and labor coverage.

- Three years **Parts and Labor**.
- Five years **Parts** coverage on the evaporator and compressor.
- Seven years **Parts and Labor** on the evaporator when you purchase an Ice-O-Matic water filter with your cube ice maker and replace the filter every six months (*available in the U.S. and Canada only*).

Ice Form



Full Cube	
W x D x H (in)	7/8 x 7/8 x 7/8
W x D x H (mm)	22 x 22 x 22
Half Cube	
W x D x H (in)	7/8 x 7/8 x 3/8
W x D x H (mm)	22 x 22 x 10

Bin Chart

Kits for Combining Wider Bins with Smaller Models

		Ice Storage Bins								
		Model No.	B25	B40	B42	B55	B100	B120	B150	B170
		Capacity	255 lbs (116 kg)	365 lbs (165 kg)	374 lbs (170 kg)	556 lbs (252 kg)	927 lbs (420 kg)	1193 lbs (541 kg)	1499 lbs (679 kg)	1866 lbs (846 kg)
		Width	30 in (762 mm)	30 in (762 mm)	22 in (559 mm)	30 in (762 mm)	48 in (1219 mm)	48 in (1219 mm)	60 in (1524 mm)	60 in (1524 mm)
KITS	ICE0400		Kit not required	Kit not required	N/A	Kit not required	KBT 5	Filler Kit Required	Filler Kit Required	Filler Kit Required
	ICE0405		Kit not required	Kit not required	N/A	Kit not required	KBT 5	Filler Kit Required	Filler Kit Required	Filler Kit Required
	ICE0406		Kit not required	Kit not required	N/A	Kit not required	KBT 5	Filler Kit Required	Filler Kit Required	Filler Kit Required

** See Ice-O-Matic Price List for Adapter Kits to combine ice makers with most available ice/beverage dispensers.*



11100 E. 45th Avenue
 Denver, CO 80239

Phone: 303.371.3737
 Fax: 303.371.6296
www.iceomatic.com

Rev: A-05/08
 Part: 1005

Enodis

ICE0400/0405/0406 Cube Ice Maker



Distributed By:
 Commercial Refrigeration Service, Inc.
 623-869-8881
 or toll free (866) IceMakers
<http://WWW.866IceMakers.COM>

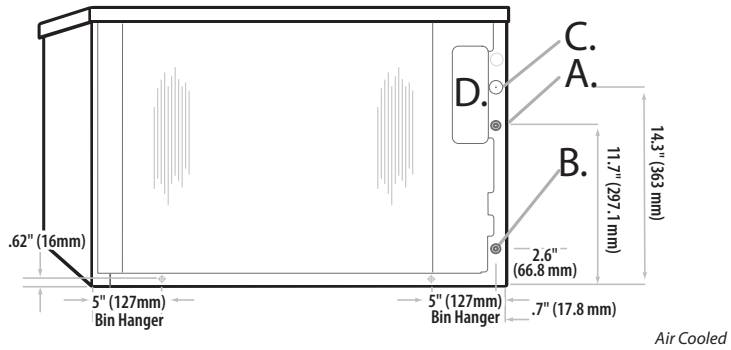
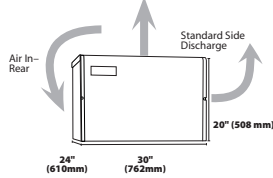
ICE0400/0405/0406 Cube Ice Maker

Air Cooled

Please note: air-cooled units require 6. (152 mm) clearance for air intake and exhaust.

- A. Ice maker potable water in, 3/8" FPT.
- B. Ice maker water out, 3/4" FPT.
- C. Hole for electrical connections, 7/8".
- D. Electrical connection junction box.

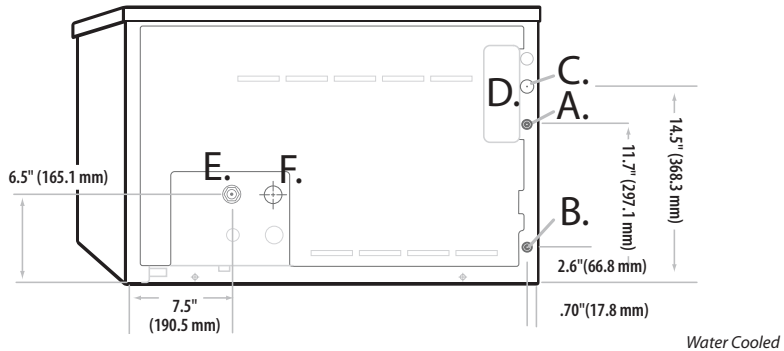
Optional Top Discharge - No Side Clearance Required



Air Cooled

Water Cooled

- A. Ice maker potable water in, 3/8" FPT.
- B. Ice maker water out, 3/4" FPT.
- C. Hole for electrical connections, 7/8".
- D. Electrical connection junction box.
- E. Condenser water in, 3/8" FPT.
- F. Condenser water out, 1/2" FPT.



Water Cooled

Operating Requirements

	Minimum		Maximum	
			60 Hz	50Hz
Ambient Temp. Range Air	50°F (10°C)	100°F (38°C)	110°F (43°C)	
Water Temp.	40°F (4.4°C)	100°F (38°C)	110°F (43°C)	
Water Pressure	20 PSIG (1.4 BAR)	60 PSIG (4.1 BAR)		

Dimensions

All Models	
W x D x H (inches)	30 x 24 x 20
W x D x H (mm)	762 x 610 x 508

Specifications

Model Number	Cond. Unit	Ice Production per 24hrs		Water Usage gallons per 100 lbs of ice 90°F air/70°F water		kWH Used per 100 lbs of ice @ 90°F air/70°F water	Voltage Characteristics	Min. Circuit Ampacity	Fuse Size	Approx. BTUs per hour
		70°F air/50°F water lbs (kg)	90°F air/70°F water lbs (kg)	Potable	Condenser					
ICE0400A	Air	505 (230)	368 (167)	28.6	-	6.1	115/60/1	17.1	20	7,835
ICE0400W	Water	496 (225)	407 (185)	28.8	148	4.6	115/60/1	12.9	15	7,563
ICE0400T	Air, Top Dis.	499 (227)	357 (239)	27.8	-	6.3	115/60/1	17.1	20	7,757
ICE0406A	Air	529 (240)	358 (240)	24.0	-	6.0	208-230/60/1	8.0	15	7,523
ICE0406W	Water	523 (238)	439 (200)	28.9	132	4.2	208-230/60/1	6.4	15	7,770
ICE0405A	Air	498 (226)	366 (166)	22.7	-	6.0	220-240/50/1	8.2	16	7,735
ICE0405W	Water	525 (239)	440 (200)	26.5	166	4.7	220-240/50/1	6.2	16	8,213

NOTES:

Number of Wires: 3 (including ground)
 Approx. Shipping Weight lbs (kg): ICE0400A 165 (75) • ICE0400W 165 (75) • ICE0400T 165 (75) • ICE0406A 165 (75) • ICE0406W 165 (75) • ICE0405A 165 (75) • ICE0405W 165 (75)
 Refrigerant Type: R404A

11100 E. 45th Avenue
 Denver, CO 80239

Phone: 303. 371.3737
 Fax: 303. 371.6296
www.iceomatic.com

Rev: A-05/08
 Part: 1005

Enodis