

# F-801M\_H-C

## MODULAR CUBELET ICE MACHINE

### SLIM-LINE SERIES

Item # \_\_\_\_\_

Project: \_\_\_\_\_

Qty: \_\_\_\_\_

\*AutoCad available on KCL

F-801M\_H-C

5/06

Item # 13056

#### CUBELET DIMENSIONS

W x D x H

**F-801M\_H-C**


22 x 27<sup>3/8</sup> x 25<sup>15/16</sup>



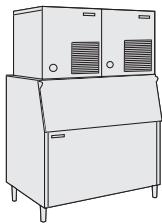
B-300



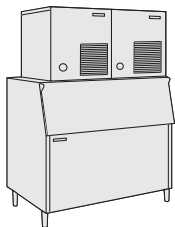
B-500



B-700



B-800



B-900

Also available on Large Bins:

B-1150SS

B-1300SS

B-1500SS

B-1650SS




#### F-801MAH-C

Air-Cooled

Shown on an optional  
B-500

#### F-801MWH-C

Water-Cooled

- Up to 752 lbs. of ice production per 24 hours
- Durable stainless steel exterior
- CleanCycle I2® Design 
- 15 minute flush cycle every 12 hours
- Removes sediment
- Cleaner ice
- Longer life and easy maintenance
- Removable air filters (Air-cooled model only)
- R-404A Refrigerant



#### Warranty

Valid in United States, Canada, Puerto Rico, & U.S. Territories. Contact factory for warranty in other countries.

**Two Year** - Parts & Labor on entire machine.

**Five Year** - Parts on compressor.



# Hoshizaki

## F-80IM\_H-C CUBELET ICE MACHINE SLIM-LINE SERIES

**DIMENSIONS**  
W x D x H  
**F-80IM\_H-C**  
22 x 27<sup>3/8</sup> x 25<sup>15/16</sup>

- Air-cooled
- Water-cooled

### AIR-COOLED

Water Temp ° F.	50°	70°	90°
Air Temp ° F. 70°	752	728	688
80°	650	614	580
90°	548	<b>552</b>	490

### WATER-COOLED

Water Temp ° F.	50°	70°	90°
Air Temp ° F. 70°	645	620	608
80°	596	585	574
90°	563	<b>550</b>	541

### UTILITY CONSUMPTION

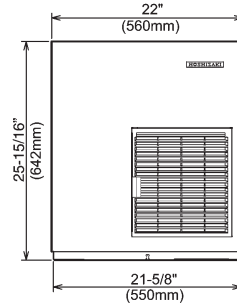
Model Number	KWH per 100 LBS. 90/70	Potable Water Gal. per 100 lbs.
F-801MAH-C	5.1	12.0
F-801MWH-C	4.7	12.0

### SPECIFICATIONS

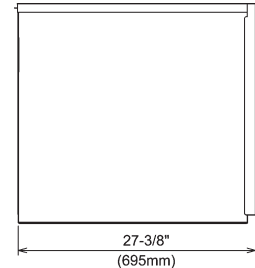
Model Number	Condenser	Amperage	Min. Circuit Ampacity	Shipping Weight
F-801MAH-C	Air-Cooled	13.3	20	205 lbs.
F-801MWH-C	Water-Cooled	11.5	20	205 lbs.

### STORAGE BINS

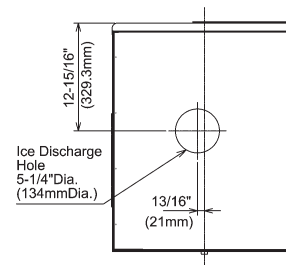
Model Number	Application Capacity	ARI-Rated Capacity
B-300	300 lbs.	260 lbs.
B-500	500 lbs.	360 lbs.
B-700	700 lbs.	550 lbs.
B-800	800 lbs.	600 lbs.
B-900	900 lbs.	660 lbs.
B-1150	1150 lbs.	N/A
B-1300	1275 lbs.	N/A
B-1500	1490 lbs.	N/A
B-1650	1605 lbs.	N/A



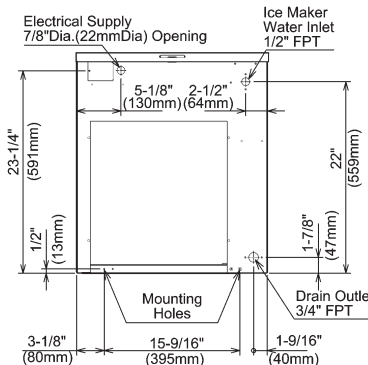
FRONT VIEW



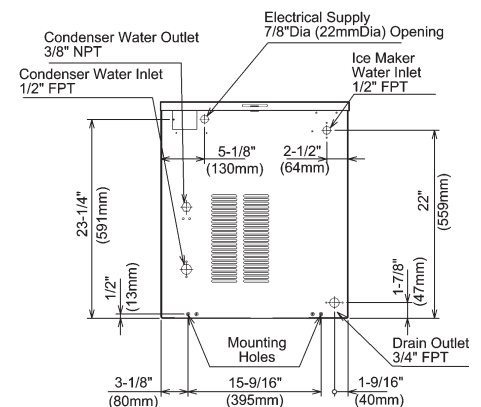
SIDE VIEW



ICE DROP ZONE



AIR-COOLED UNIT



WATER-COOLED UNIT

### ELECTRICAL & PLUMBING/F-80IM\_H-C

- 115-120V/60/1
- 20 amp Max Fuse/HACR Breaker Size
- 3/8" OD copper or equivalent independent water supply
- 3/4" FPT independent drain connection

### OPERATING LIMITS

- Ambient Temp Range 45 - 100°F
- Water Temp Range 45 - 90°F
- Water Pressure 10 - 113psig
- Voltage Range 104 - 127V

### SERVICE

- Panels easily removed and all components accessible for service.
- Removable/cleanable air filter (Air-Cooled model only)



© HOSHIZAKI AMERICA, INC.

618 Hwy. 74 S., Peachtree City, GA 30269

TEL 1-800-438-6087

FAX 1-800-345-1325

www.hoshizaki.com

Printed in U.S.A.

