

DCM-750B_F

SANITARY CUBELET ICE MACHINE/DISPENSER

Item # _____

Project: _____

Qty: _____

*AutoCad available on KCL

DCM-750B_F

4/06

Item # 13144

DIMENSIONS

W x D x H

DCM-750B_F

34^{1/16} x 28^{1/2} x 48^{1/16}

SD-700

34^{1/4} x 28^{1/4} x 32^{1/2}

SD-750

34 x 28 x 32^{3/4}




DCM-750
Countertop



DCM-750
Countertop
with optional
6" legs



DCM-750
Floor Model
with optional
stand



SD-700
optional
stand



SD-750
optional
stand

DCM-750BAF


Air-Cooled

Shown on an optional

SD-700 Stand

DCM-750BWF

Water-Cooled



DCM-750B_F

- CleanCycle12® - Every 12 hours, unit performs 15 minute purge to rid itself of impurities
- Corrosion resistant stainless steel exterior
- Up to 803 lbs. of ice production per 24 hours, with 95 lbs. built-in storage
- Easy to chew, cubelet ice
- Self contained design reducing opportunities for cross contamination
- Dispenses ice and water
- Removable air filters (Air-cooled model only)



SD-700 Stand / SD-750 Stand

- Heavy duty stand for floor model icemaker/dispenser
- Corrosion resistant stainless steel exterior
- Easy cleaning with attractive appearance
- Locking doors standard on SD-750



Warranty

Valid in United States, Canada, Puerto Rico, & U.S. Territories. Contact factory for warranty in other countries.

Two Year - Parts & Labor on entire machine.

Five Year - Parts on: Compressor, air-cooled condenser.



Hoshizaki

DCM-750B_F SANITARY CUBELET ICE MACHINE/DISPENSER

DIMENSIONS W x D x H

DCM-750B F	34 ^{1/16} "	x 28 ^{1/2} "	x 54 ^{1/16} "
SD-700	34 ^{1/4} "	x 28 ^{1/4} "	x 32 ^{1/2} "
SD-750	34"	x 28"	x 32 ^{3/4} "

- Sanitary Cubelet ice machine/dispenser
- Optional stand
- Optional stand with locking doors

AIR-COOLED

Water Temp° F.	50°	70°	90°	
Air Temp° F.	70°	803	770	726
80°	684	645	608	
90°	573	567	509	

WATER-COOLED

Water Temp° F.	50°	70°	90°	
Air Temp° F.	70°	744	719	708
80°	696	684	673	
90°	662	654	640	

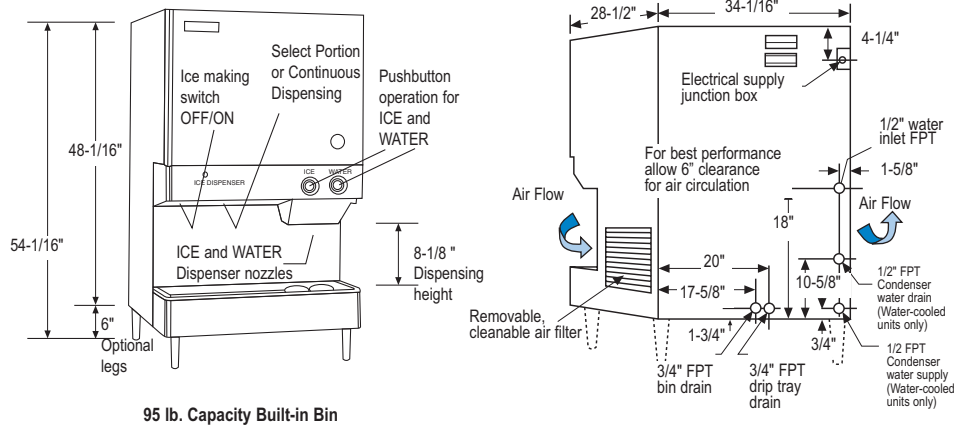
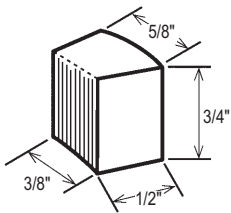
UTILITY CONSUMPTION

Model Number	KWH per 100 LBS. 90/70	Potable Water Gal. per 100 lbs.
DCM-750BAF	6.3	12.0
DCM-750BWF	5.1	12.0

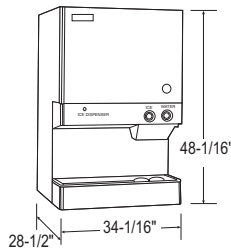
SPECIFICATIONS

Model Number	Condenser	Amperage	Min. Circuit Ampacity	Shipping Weight
DCM-750BAF	Air-Cooled	20.4	20	420 lbs.
DCM-750BWF	Water-Cooled	19.5	20	420 lbs.
SD-700	N/A	N/A	N/A	165 lbs.
SD-750	N/A	N/A	N/A	125 lbs.

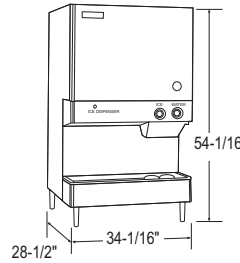
CUBELET DIMENSIONS



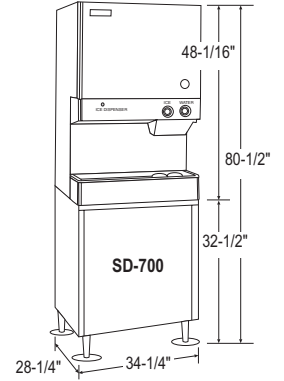
95 lb. Capacity Built-in Bin



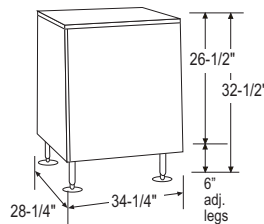
Counter Top



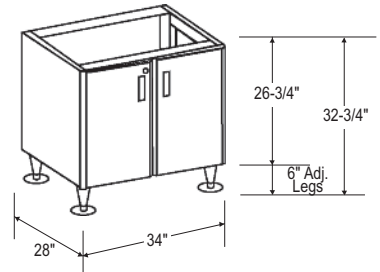
Counter Top



Floor Model with Optional Stand



SD-700



SD-750

ELECTRICAL & PLUMBING/DCM-750B_F

- 115V/60/1
- 20 amp Max Fuse Size
- 1/2" OD copper or equivalent independent water supply
- 3/4" independent drain connection



© HOSHIZAKI AMERICA, INC.

618 Hwy. 74 S., Peachtree City, GA 30269

OPERATING LIMITS

• Ambient Temp Range	45 - 100°F
• Water Temp Range	45 - 90°F
• Water Pressure	10 - 113psig
• Voltage Range	104 - 127V

SERVICE

- Panels easily removed and all components accessible for service.
- Removable/cleanable air filter. (Air-cooled model only)

TEL 1-800-438-6087

FAX 1-800-345-1325

www.hoshizaki.com

Printed in U.S.A.

